

Numbers

Hide &
seek



POCKET CHART Game



Numbers 1-120

HiDe & seek

Table of Contents:

Pages 4-6: Quick Print Numbers 0-10 and Hiding Cards (color)

Pages 7-31: Full Set Numbers 0-120 and Hiding Cards (color)

Pages 32-34: Quick Print Numbers 0-10 and Hiding Cards (black/white)

Pages 35-59: Full Set Numbers 0-120 and Hiding Cards (black/white)

Pages 60-88: Differentiated Recording Pages

Instructions:

Activity Setup:

- Print and laminate the number cards and pictures for durability.

How to Play the Numbers Hide & Seek Game

1. **Set Up the Numbers Cards:** Place your selected number cards into a pocket chart so all numbers are visible to the students. If you don't have a pocket chart, you can also spread the cards out on a table or on the floor.
2. **Choose the Difficulty Level:** For beginners, start with just 1 to 3 numbers. As your students become more confident with number recognition, gradually increase the number of cards. You can display the numbers in numerical order or mix them up to add a challenge.
3. **Hide the Images:** Ask the students to close their eyes. While they aren't looking, hide 1 to 5 cards behind the number cards. You can hide just one or go all in. It's totally up to you!
4. **Play the Game:** Students take turns guessing which numbers are hiding the images. Each time they make a guess, reveal whether an image is behind the card.
5. **Use the Optional Recording Pages (if desired):** As students guess, they can mark off the numbers they've chosen in the top section of the recording sheet. When they find an image, they write that number in the boxes at the bottom.




Numbers

Hide & Seek

Instructions:

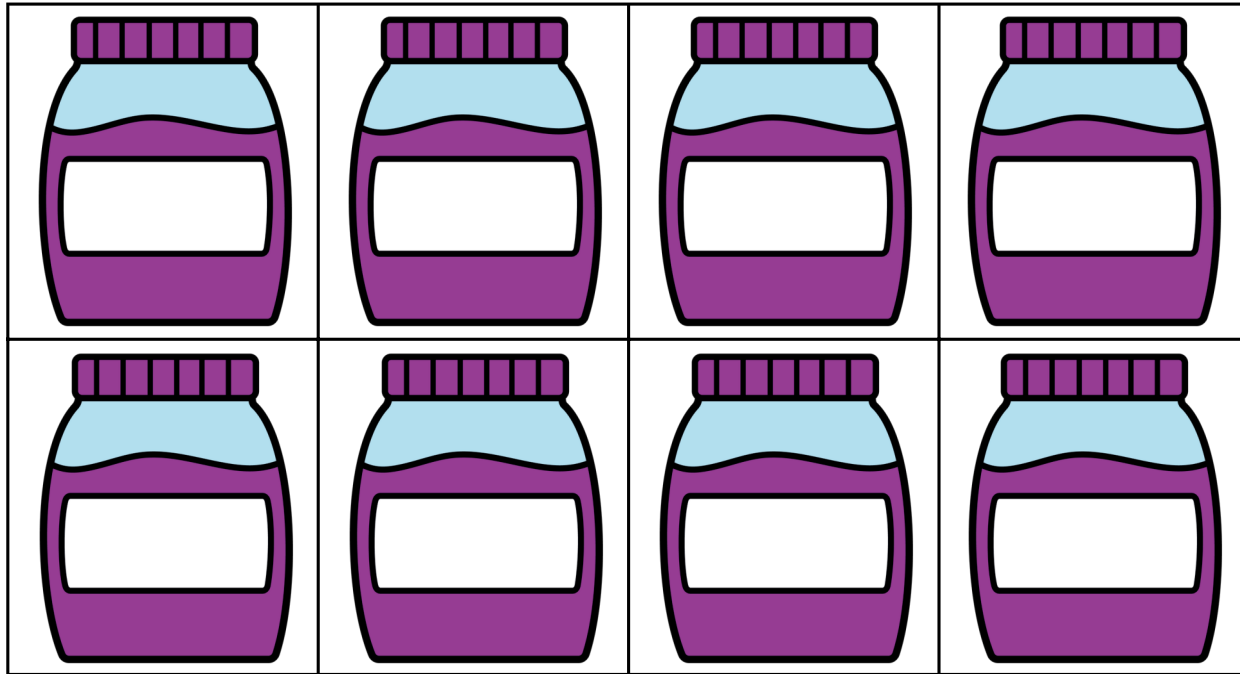
- Place the number cards into a pocket chart.
- Have one student hide the jam behind the sandwiches.
- Take turns guessing where the jam are hiding. Say the number when you make a guess!



















Hiding Cards

































50



51



52



53



54



55



56





57









58








59







































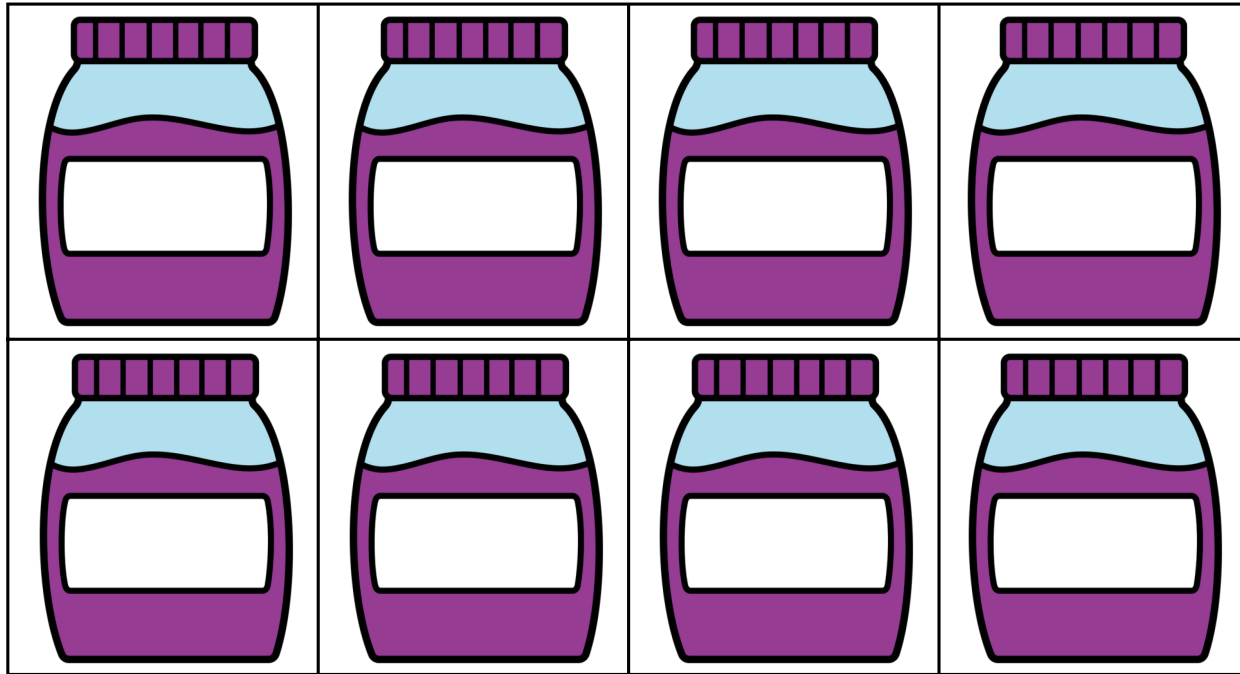














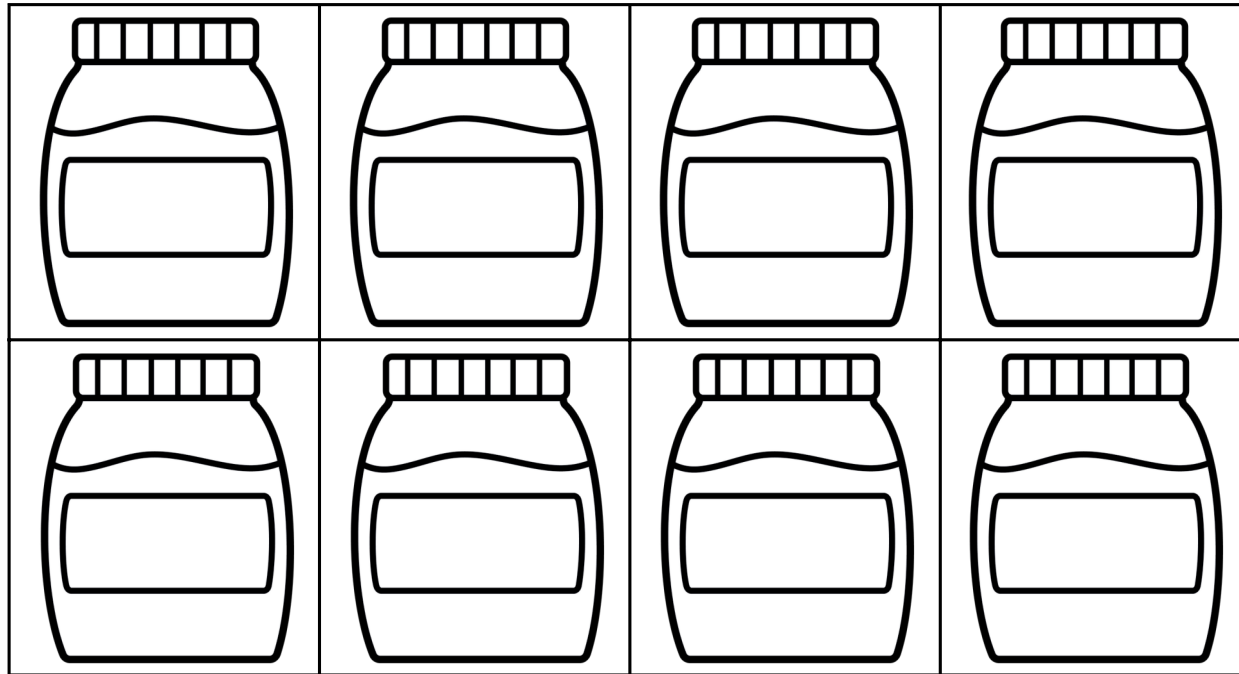
Hiding Cards
























Hiding Cards


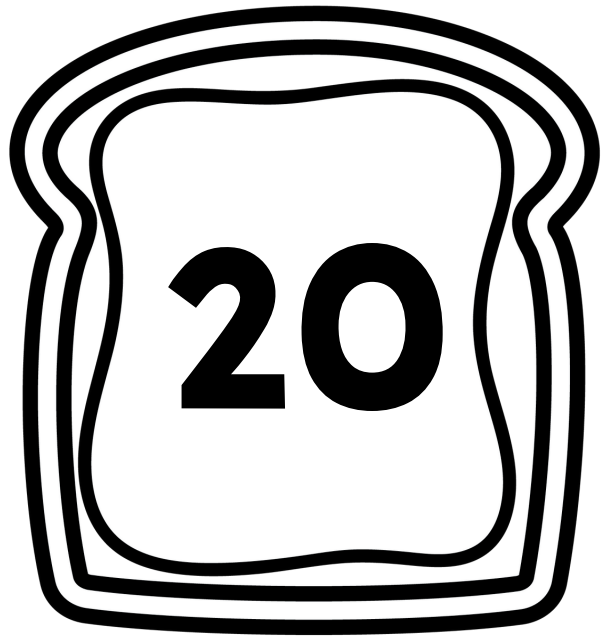






















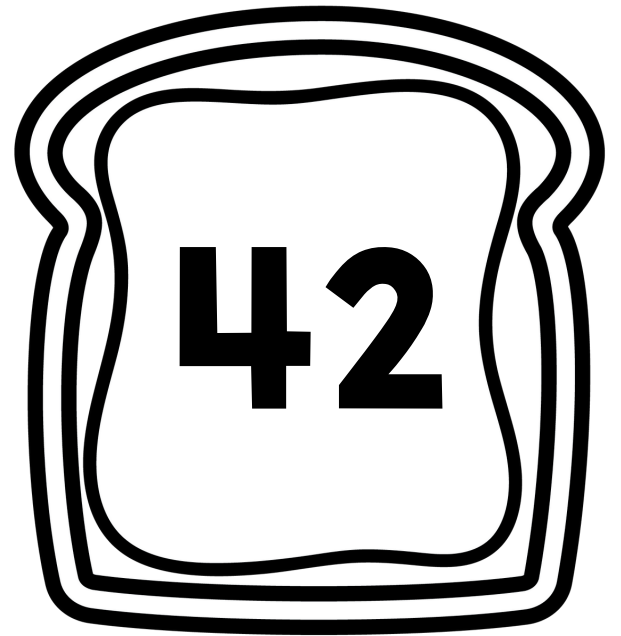






















50



51



52







53













54


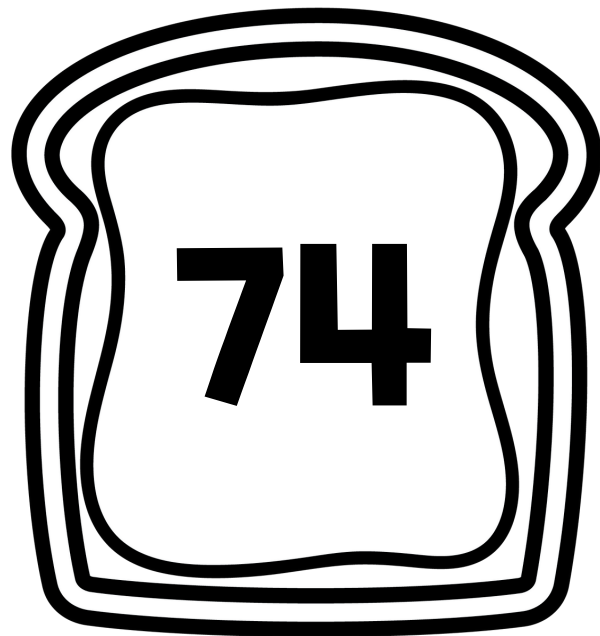









55



















































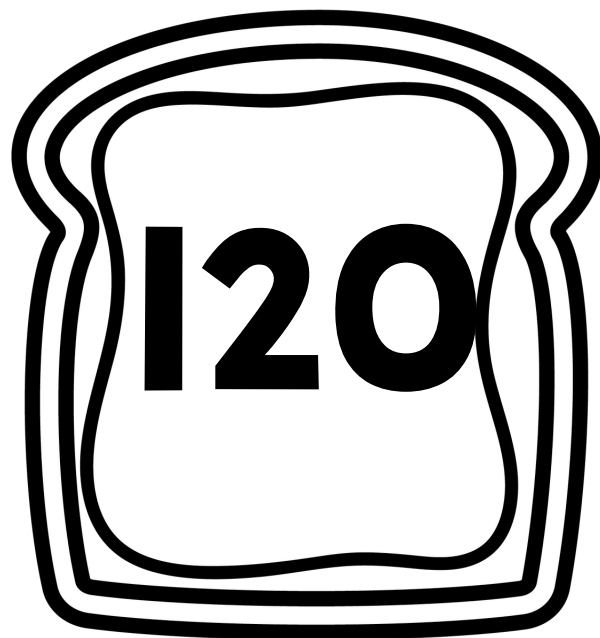








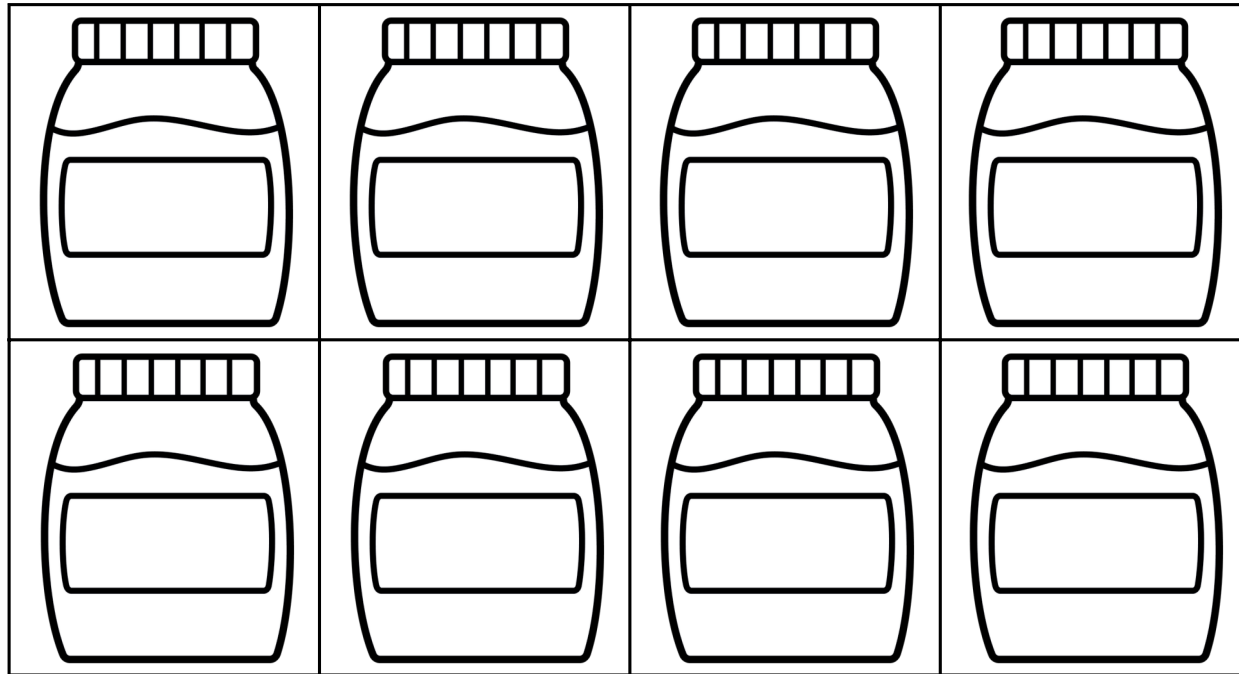








Hiding Cards



Number

Name: _____

HIDE & SEEK

- 1) Write each number as it is guessed.
- 2) Write the correct guesses in the boxes below.



--



My correct guesses:

Number 1: 	Number 2: 	Number 3:
---	---	---

Number

Name: _____

HIDE & SEEK

- 1) Write each number as it is guessed.
- 2) Write the correct guesses in the boxes below.



My correct guesses:

Number 1:	Number 2:	Number 3:	Number 4:	Number 5:

Number

Name: _____

HIDE & SEEK

- 1) Cross off each number as it is guessed.
- 2) Write the correct guesses in the boxes below.



1 2 3 4 5

My correct guesses:

Number 1:

Number 2:

Number 3:

Number

Name: _____

HIDE & SEEK

- 1) Cross off each number as it is guessed.
- 2) Write the correct guesses in the boxes below.



0 1 2 3 4 5 6 7 8 9

My correct guesses:

Number 1:

Number 2:

Number 3:

Number

Name: _____

HIDE & SEEK

- 1) Cross off each number as it is guessed.
- 2) Write the correct guesses in the boxes below.



0 1 2 3 4 5 6 7 8 9

My correct guesses:

Number 1:

Number 2:

Number 3:

Number 4:

Number 5:

Number

Name: _____

HIDE & SEEK

- 1) Cross off each number as it is guessed.
- 2) Write the correct guesses in the boxes below.



1 2 3 4 5 6 7 8 9 10

My correct guesses:

Number 1:

Number 2:

Number 3:

Number

Name: _____

HIDE & SEEK

- 1) Cross off each number as it is guessed.
- 2) Write the correct guesses in the boxes below.



1 2 3 4 5 6 7 8 9 10

My correct guesses:

Number 1:	Number 2:	Number 3:	Number 4:	Number 5:

Number

Name: _____

HIDE & SEEK

- 1) Cross off each number as it is guessed.
- 2) Write the correct guesses in the boxes below.



10 11 12 13 14 15 16 17 18 19

My correct guesses:

Number 1:

Number 2:

Number 3:

Number

Name: _____

HIDE & SEEK

- 1) Cross off each number as it is guessed.
- 2) Write the correct guesses in the boxes below.



10 11 12 13 14 15 16 17 18 19

My correct guesses:

Number 1:	Number 2:	Number 3:	Number 4:	Number 5:

Number

Name: _____

HIDE & SEEK

- 1) Cross off each number as it is guessed.
- 2) Write the correct guesses in the boxes below.



20 21 22 23 24 25 26 27 28 29

My correct guesses:

Number 1:

Number 2:

Number 3:

Number

Name: _____

HIDE & SEEK

- 1) Cross off each number as it is guessed.
- 2) Write the correct guesses in the boxes below.



20 21 22 23 24 25 26 27 28 29

My correct guesses:

Number 1:

Number 2:

Number 3:

Number 4:

Number 5:

Number

Name: _____

HIDE & SEEK

- 1) Cross off each number as it is guessed.
- 2) Write the correct guesses in the boxes below.



30 31 32 33 34 35 36 37 38 39

My correct guesses:

Number 1:

Number 2:

Number 3:

Number

Name: _____

HIDE & SEEK

- 1) Cross off each number as it is guessed.
- 2) Write the correct guesses in the boxes below.



30 31 32 33 34 35 36 37 38 39

My correct guesses:

Number 1:

Number 2:

Number 3:

Number 4:

Number 5:

Number

Name: _____

HIDE & SEEK

- 1) Cross off each number as it is guessed.
- 2) Write the correct guesses in the boxes below.



40 41 42 43 44 45 46 47 48 49

My correct guesses:

Number 1:

Number 2:

Number 3:

Number

Name: _____

HIDE & SEEK

- 1) Cross off each number as it is guessed.
- 2) Write the correct guesses in the boxes below.



40 41 42 43 44 45 46 47 48 49

My correct guesses:

Number 1:

Number 2:

Number 3:

Number 4:

Number 5:

Number

Name: _____

HIDE & SEEK

- 1) Cross off each number as it is guessed.
- 2) Write the correct guesses in the boxes below.



50 51 52 53 54 55 56 57 58 59

My correct guesses:

Number 1:

Number 2:

Number 3:

Number

Name: _____

HIDE & SEEK

- 1) Cross off each number as it is guessed.
- 2) Write the correct guesses in the boxes below.



50 51 52 53 54 55 56 57 58 59

My correct guesses:

Number 1:

Number 2:

Number 3:

Number 4:

Number 5:

Number

Name: _____

HIDE & SEEK

- 1) Cross off each number as it is guessed.
- 2) Write the correct guesses in the boxes below.



60 61 62 63 64 65 66 67 68 69

My correct guesses:

Number 1:

Number 2:

Number 3:

Number

Name: _____

HIDE & SEEK

- 1) Cross off each number as it is guessed.
- 2) Write the correct guesses in the boxes below.



60 61 62 63 64 65 66 67 68 69

My correct guesses:

Number 1:

Number 2:

Number 3:

Number 4:

Number 5:

Number

Name: _____

HIDE & SEEK

- 1) Cross off each number as it is guessed.
- 2) Write the correct guesses in the boxes below.



70 71 72 73 74 75 76 77 78 79

My correct guesses:

Number 1:

Number 2:

Number 3:

Number

Name: _____

HIDE & SEEK

- 1) Cross off each number as it is guessed.
- 2) Write the correct guesses in the boxes below.



70 71 72 73 74 75 76 77 78 79

My correct guesses:

Number 1:

Number 2:

Number 3:

Number 4:

Number 5:

Number

Name: _____

HIDE & SEEK

- 1) Cross off each number as it is guessed.
- 2) Write the correct guesses in the boxes below.



80 81 82 83 84 85 86 87 88 89

My correct guesses:

Number 1:

Number 2:

Number 3:

Number

Name: _____

HIDE & SEEK

- 1) Cross off each number as it is guessed.
- 2) Write the correct guesses in the boxes below.



80 81 82 83 84 85 86 87 88 89

My correct guesses:

Number 1:

Number 2:

Number 3:

Number 4:

Number 5:

Number

Name: _____

HIDE & SEEK

- 1) Cross off each number as it is guessed.
- 2) Write the correct guesses in the boxes below.



90 91 92 93 94 95 96 97 98 99

My correct guesses:

Number 1:

Number 2:

Number 3:

Number

Name: _____

HIDE & SEEK

- 1) Cross off each number as it is guessed.
- 2) Write the correct guesses in the boxes below.



90 91 92 93 94 95 96 97 98 99

My correct guesses:

Number 1:

Number 2:

Number 3:

Number 4:

Number 5:

Number

Name: _____

HIDE & SEEK

- 1) Cross off each number as it is guessed.
- 2) Write the correct guesses in the boxes below.



100 101 102 103 104
105 106 107 108 109

My correct guesses:

Number 1:

Number 2:

Number 3:

Number

Name: _____

HIDE & SEEK

- 1) Cross off each number as it is guessed.
- 2) Write the correct guesses in the boxes below.



100 101 102 103 104
105 106 107 108 109

My correct guesses:

Number 1:	Number 2:	Number 3:	Number 4:	Number 5:

Number

Name: _____

HIDE & SEEK

- 1) Cross off each number as it is guessed.
- 2) Write the correct guesses in the boxes below.



110

111

112

113

114

115

116

117

118

119

120

My correct guesses:

Number 1:

Number 2:

Number 3:

Number

Name: _____

HIDE & SEEK

- 1) Cross off each number as it is guessed.
- 2) Write the correct guesses in the boxes below.



110

111

112

113

114

115

116

117

118

119

120

My correct guesses:

Number 1:

Number 2:

Number 3:

Number 4:

Number 5:

Terms and Conditions of Use

This file is for personal, classroom or public library use only. By using it, you agree that you will not copy or reproduce the files, except for your own personal, **non-commercial use**.

Modification of terms: I have the right modify the terms of this agreement at any time; the modification will be effective immediately and shall replace all prior agreements.

You may:

- Print as many copies as you'd like to use in your own classroom, home or public library.
- Share Google Slides, SeeSaw Activities, PowerPoints and Boom Cards with your students only.
- Post online about a printable or activity (for example—take a picture of your child or student using it), giving proper credit to Life Over C's and must link back to the original source for downloading.

You may not:

- Claim my files as your own.
- Alter my electronic files in any way.
- Sell or in anyway profit from my electronic files.
- Print my files and then sell the printed copies to others.
- Store or distribute my files on any other website or another location where others are able to electronically retrieve them (for example: amazon Inspire, Dropbox, 4Shared, Mediafire, Facebook groups and forums, etc.) with the exception of distance learning with your current students only.
- Email my files to anyone who is not your student or transmit them in any other fashion.

Copyright Life Over C's 2025
Design and Clip Art by:

